

OPTIVALU® Skylite G2



OPTIVALU Skylite is the 2nd generation of OPTIVALU Skylite; it's designed with advanced performance, thanks to cutting edge LED technologies. Its design of stylish, better glare control and reliability makes it an ideal choice for office and commercial building applications.

BENEFITS AND FEATURES

Advanced Design

- Elegant shape, height is less than 50mm
- Good lighting uniformity
- Mosquito prevented

High Performance

- High system efficiency, 105lm/W

Robust Design

- 30,000hours lifetime
- Strong steel housing design

APPLICATIONS

- Office
- Hospital
- School
- Bank
- Retail stores




SPECIFICATIONS

Items	2ft*2ft LP	2ft*2ft	1ft*4ft
Wattage	27W	36W	36W
Lumen output	2,800lm	3,700lm	3,700lm
System Efficacy	105lm/W		
Input Voltage	220-240VAC, 50/60Hz		
CCT	4000K, 6500K		
SDCM	4		
CRI	80		
UGR	<22		
Beam angle	~110D		
Lifetime	30,000hours @ L70 Ta = 25°C		
Operation Temperature	-20~40°C		
Class	Class I		
Power Factor	>0.95		
THD	<20%		
Dimming	ON/OFF		
Approbation	CCC, CB, CE. Photo biological safety		
IP Protection	IP20		
Size	597*597mm	597*597mm	297*1197mm
Height of fixture	50mm		
Housing	Steel, White		
Flammability	F		
Environment	RoHS		

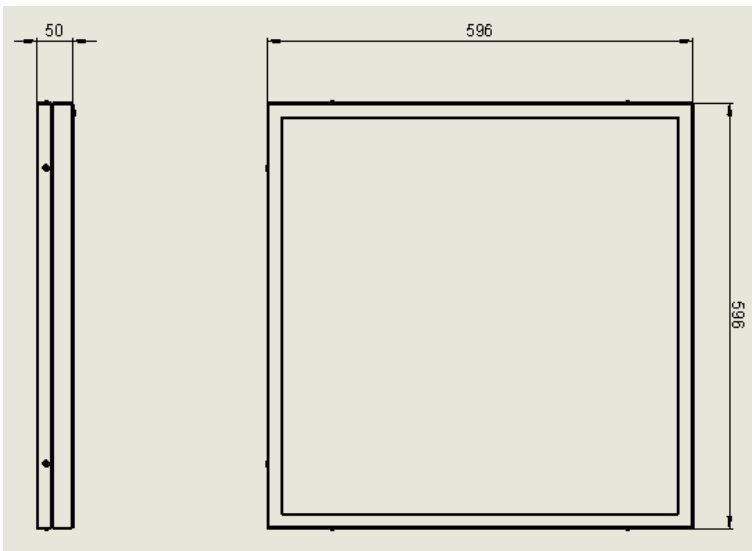
- 1.) Due to the special conditions of manufacturing processes of LED, the typical data of technical parameters can only reflect statistical figures and do not necessarily correspond to the actual parameters of each single product which could differ from the typical data.
- 2.) Exceeding maximum ratings for operation voltage will cause hazardous overload and will likely destroy the LED module.
- 3.) Exceeding maximum ratings for operation and storage temperature will reduce expected life time or destroy the LED module.

DIMENSION DRAWINGS

1ft x 4ft

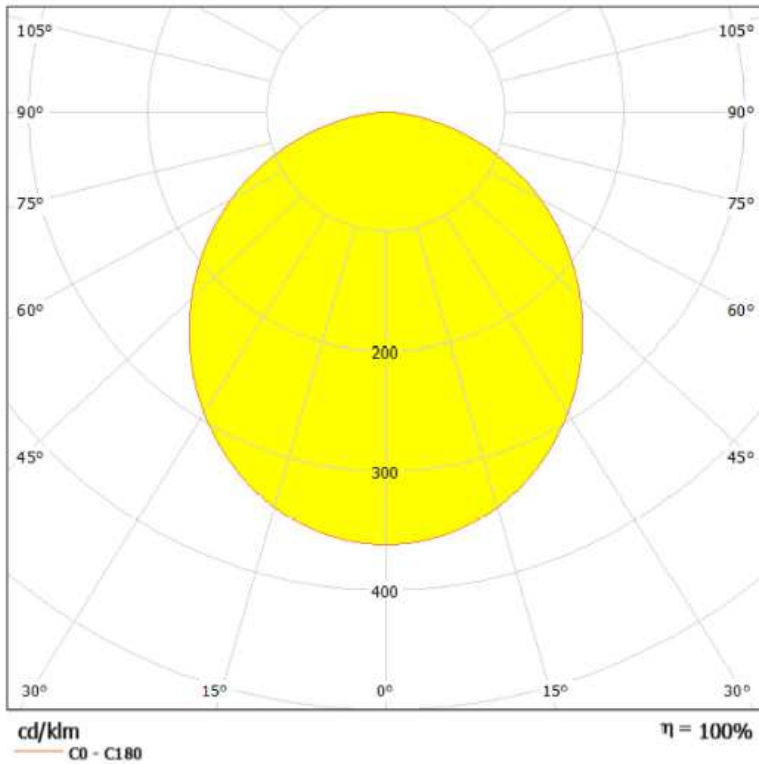


2ft x 2ft



PHOTOMETRICS

Luminaire: OSRAM OPTV skylite 0312 840
Lamps: 1 x LED 4000K



Note:

- At the beginning stage, simulated photometric is for lighting designer reference only.
- Due to manufacturing processes of LED, the polar candela distribution and distance luminaries only reflect statistical figures and do not necessarily correspond to the actual parameters of individual product that may differ from the typical values.

ORDERING CODES

IC Short text	Power	Dimension	CCT	Material	EAN 40
OPTV SKYLITE LP 0606 840 G2 VS2 OSRAM	27W	2ft*2ft	4000K	AB474880055	4052899435674
OPTV SKYLITE LP 0606 865 G2 VS2 OSRAM	27W	2ft*2ft	6500K	AB474920055	4052899435681
OPTV SKYLITE 0606 840 G2 VS2 OSRAM	27W	2ft*2ft	4000K	AB474930055	4052899435698
OPTV SKYLITE 0606 865 G2 VS2 OSRAM	27W	2ft*2ft	6500K	AB474890055	4052899435704
OPTV SKYLITE 0312 840 G2 VS2 OSRAM	36W	1ft*4ft	4000K	AB474910055	4052899435711
OPTV SKYLITE 0312 865 G2 VS2 OSRAM	36W	1ft*4ft	6500K	AB474900055	4052899435728

----- End -----