

HE 21 W/830

LUMILUX T5 HE | Tubular fluorescent lamps 16 mm, high efficiency



Areas of application

- Public buildings
- Offices
- Shops
- Supermarkets and department stores
- Industry

Product benefits

- Good economy and efficiency
- Up to 20 % more economical than LUMILUX T8
- Up to 50 % smaller volume than comparable T8 lamps
- Natural colors

Product features

- Luminous efficacy: up to 104 lm/W
- Very good lumen maintenance: 90 % throughout the service lifetime of the lamp
- Long average lifetime: up to 24,000 h (with QUICKTRONIC ECG)
- Good color rendering group: 1B (R_a : 80...89)
- Dimmable



Technical data

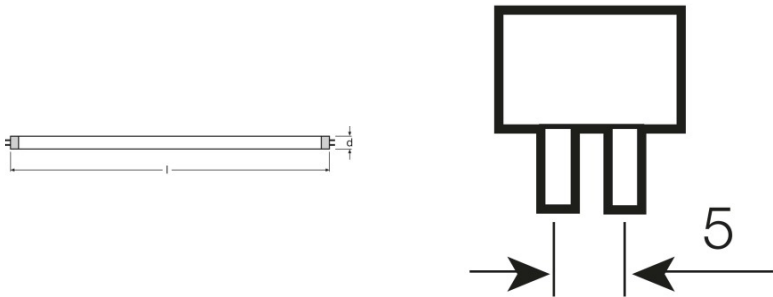
Electrical data

Nominal wattage	20.6 W
Rated lamp efficacy (HF data 25 °C)	Under clarification by authority and standardization body
Rated lamp efficacy (standard condition)	92 lm/W
Rated wattage	20.60 W
Rated luminous flux	1900 lm

Photometrical data

Color rendering index Ra	≥80
Luminous flux at 25 °C	1900 lm
Luminous flux at 35 °C	2100 lm
Light color	830
Color temperature	3000 K
Nominal luminous flux	1900 lm
Light color as per EN 12464-1	LUMILUX Warm White
Rated LLMF at 2,000 h	0.95
Rated LLMF at 4,000 h	0.92
Rated LLMF at 6,000 h	0.91
Rated LLMF at 8,000 h	0.90
Rated LLMF at 12,000 h	0.90
Rated LLMF at 16,000 h	0.90
Rated LLMF at 20,000 h	0.89

Dimensions & weight



Tube diameter	16 mm
Length	849.0 mm

Product datasheet

Length with base excl. base pins/connection	849.00 mm
Diameter	16.0 mm
Maximum diameter	16.0 mm

Temperatures

Rated ambient temp.w.max.luminous flux	35.0 °C
--	---------

Lifespan

Service life	19000 h ¹⁾
Lifespan	24000 h ¹⁾
Rated lamp survival factor at 2,000 h	0.99
Rated lamp survival factor at 4,000 h	0.97
Rated lamp survival factor at 6,000 h	0.99
Rated lamp survival factor at 8,000 h	0.92
Rated lamp survival factor at 12,000 h	0.91
Rated lamp survival factor at 16,000 h	0.90
Rated lamp survival factor at 20,000 h	0.85
Operation mode LLMF/LSF	HF
Rated lamp life time	24000 h
Nominal lamp life time	24000 h

¹⁾ With preheat ECG

Additional product data

Base (standard designation)	G5
Lamp mercury content	1.5 mg
Appropriate disposal acc. to WEEE	Yes
Product remark	Suitable for ECG operation only/Lamp designed for internal luminaire temperatures of 30...40 °C; optimum luminous flux achieved at 35 °C

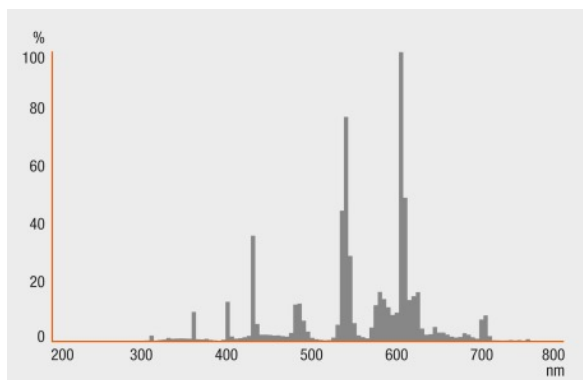
Capabilities

Dimmable	Yes
Suitable for indoor	Yes

Certificates & standards

Energy efficiency class	A+
Energy consumption	23 kWh/1000h

Light Distribution



Spectral power distribution

System guarantee

OSRAM System+ Guarantee in combination with OSRAM ECGs

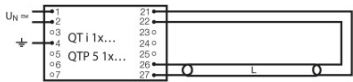


Guarantee

Safety advice

In case of lamp breakage: www.osram.com/brokenlamp

Product datasheet



Circuit diagram



Circuit diagram

Logistical Data

Product code	Product description	Packaging unit (Pieces/Unit)	Dimensions (length x width x height)	Volume	Gross weight
4050300464800	HE 21 W/830	Shipping carton box 40	900 mm x 92 mm x 194 mm	16.06 dm ³	3622.00 g
4050300591506	HE 21 W/830	Shipping carton box 20	887 mm x 90 mm x 110 mm	8.78 dm ³	2134.00 g

The mentioned product code describes the smallest quantity unit which can be ordered. One shipping unit can contain one or more single products. When placing an order, for the quantity please enter single or multiples of a shipping unit.

References / Links

For more information on the system guarantee and the terms and conditions of the guarantee visit
▶ www.osram.com/system-guarantee

Disclaimer

Subject to change without notice. Errors and omission excepted. Always make sure to use the most recent release.

HE 21 W/830

LUMILUX T5 HE | Tubular fluorescent lamps 16 mm, high efficiency

Product name	Product name ECG	EAN	Nominal current	Nominal wattage + Power loss	Luminous flux at 35 °C	Number of lighting outlets
HE 21 W/830	QT-ECO 1x18-21/220-240 S	4050300794907	0.17 A	23.00 W	1800 lm	1
	QT-FIT 5 1x14-35	4008321971234	0.11 A	23.00 W	1900 lm	1
	QT-FIT 5 2x14-35	4008321971258	0.22 A	46.00 W	1900 lm	2
	QTi 1x14/24/21/39 GII	4008321383334	0.11 A	24.00 W	1900 lm	1
	QTi 1x21/39 DIM	4050300870564	0.11 A	23.10 W	1900 lm	1
	QTi 1x28/54/35/49 GII	4008321383358	0.11 A	24.00 W	1900 lm	1
	QTi 1x35/49/80 GII	4008321383372	0.11 A	25.00 W	1900 lm	1
	QTi 2x14/24/21/39 GII	4008321383396	0.20 A	45.00 W	1900 lm	2
	QTi 2x21/39 DIM	4050300870694	0.21 A	45.00 W	1900 lm	2
	QTi 2x28/54/35/49 GII	4008321383419	0.20 A	45.00 W	1900 lm	2
	QTi 2x35/49/80 GII	4008321658951	0.23 A	49.00 W	2000 lm	2
	QTi DALI 1x21/39 DIM	4050300870366	0.11 A	23.10 W	1900 lm	1
	QTi DALI 2x21/39 DIM	4050300870489	0.21 A	45.00 W	1900 lm	2
	QTP5 1x14-35	4008321329035	0.11 A	24.00 W	1900 lm	1
	QTP5 2x14-35	4008321329073	0.20 A	45.00 W	1900 lm	2
	QTz5 1x21	4052899019126	0.17 A	23.00 W	1800 lm	1