


## OPTOTRONIC - ON/OFF ADJ High Current IP67 (SELV)

High current LED drivers



### Areas of application

- Street and urban lighting
- Industry lighting
- Suitable for luminaires of protection class I

### Product family benefits

- Easily current adjustment by potentiometer
- High surge protection: up to 10 kV
- High efficiency (up to 93%)
- Adjustable and wide output current range
- Wide output voltage & current range for multiple applications
- Double isolation between primary/secondary sides (SELV)
- Over temperature protection
- IP rating: IP67 (Independent installation)
- Long lifetime

## Product family datasheet

### Technical data

#### Electrical data

Product description	Nominal voltage	Input voltage AC	Nominal current	Mains frequency	Power factor $\lambda$	Total harmonic distortion
OT 100/220-240/2A8 P7	220...240 V	198...264 V	0.6 A	50...60 Hz	> 0.95 <sup>1)</sup>	< 8 % <sup>1)</sup>
OT 150/220-240/4A2 P7	220...240 V	198...264 V	0.85 A	50...60 Hz	> 0.95 <sup>1)</sup>	< 5 % <sup>1)</sup>
OT 200/220-240/5A6 P7	220...240 V	198...264 V	1.20 A	50...60 Hz	> 0.95 <sup>1)</sup>	< 5 % <sup>1)</sup>

Product description	Device power loss	Inrush current	Max. ECG no. on circuit breaker 10 A (B)	Max. ECG no. on circuit breaker 10 A (C)	Max. ECG no. on circuit breaker 16 A (C)	Max. ECG no. on circuit breaker 16 A (B)
OT 100/220-240/2A8 P7	11 W <sup>2)</sup>	55 A <sup>3)</sup>	4	-	-	7
OT 150/220-240/4A2 P7	10.5 W <sup>2)</sup>	60 A <sup>3)</sup>	3	-	-	6
OT 200/220-240/5A6 P7	14 W <sup>2)</sup>	65 A <sup>6)</sup>	2	-	-	4

Product description	Max. ECG no. on circuit breaker 25 A (B)	Surge capability (L/N-Ground)	Surge capability (L-N)	Nominal output power
OT 100/220-240/2A8 P7	12	10 kV	6 kV	70...100 W
OT 150/220-240/4A2 P7	9	10 kV	6 kV	105...150 W
OT 200/220-240/5A6 P7	7	10 kV	6 kV	140...200 W

Product description	Maximum output power	Efficiency in full-load	Nominal output voltage	U-OUT (working voltage)
OT 100/220-240/2A8 P7	100 W	90.5 % <sup>4)</sup>	36...48 V <sup>5)</sup>	60 V
OT 150/220-240/4A2 P7	150 W	93.5 % <sup>4)</sup>	36...48 V <sup>5)</sup>	60 V
OT 200/220-240/5A6 P7	200 W	93.5 % <sup>4)</sup>	36...48 V <sup>5)</sup>	60 V

Product description	Nominal output current	Output current tolerance	Minimum output current	Galvanic isolation
OT 100/220-240/2A8 P7	2A...2.8 A	±5 %	2 A	double/reinforced
OT 150/220-240/4A2 P7	3.1A...4.2 A	±5 %	3.1 A	double/reinforced
OT 200/220-240/5A6 P7	4.2 A...5.6 A	±5 %	4.2 A	double/reinforced

<sup>1)</sup> ≥70% load

<sup>2)</sup>  $V_{in}$  230V 50Hz

<sup>3)</sup> Max,  $t_h = 400 \mu s$

<sup>4)</sup> at 230 V, 50 Hz

<sup>5)</sup> 27V - 54V workable

<sup>6)</sup> Max,  $t_h = 500 \mu s$

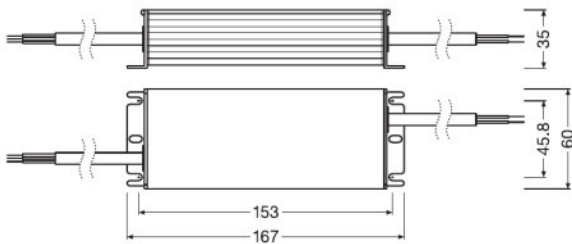
## Product family datasheet

### Dimensions & weight

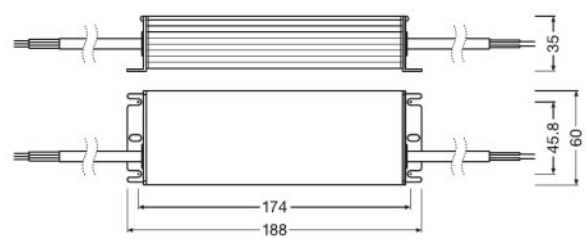
Product description	Length	Width	Height	Mounting hole spacing, length	Product weight	Cable cross-section, input side
OT 100/220-240/2A8 P7	167.0 mm	60.0 mm	35 mm	153 mm	560.00 g	1.0 mm <sup>2</sup>
OT 150/220-240/4A2 P7	188.0 mm	60.0 mm	35 mm	174.0 mm	720.00 g	1.0 mm <sup>2</sup>
OT 200/220-240/5A6 P7	213.0 mm	60.0 mm	35 mm	199.0 mm	750.00 g	1.0 mm <sup>2</sup>

Product description	Cable cross-section, output side	Wire preparation length, input side
OT 100/220-240/2A8 P7	1.0 mm <sup>2</sup>	10 mm
OT 150/220-240/4A2 P7	1.0 mm <sup>2</sup>	10 mm
OT 200/220-240/5A6 P7	1.0 mm <sup>2</sup>	10 mm

### Product line drawing




OT 100/220-240/2A8 P7



OT 150/220-240/4A2 P7

## Product family datasheet



OT 200/220-240/5A6 P7

### Temperatures & operating conditions

Product description	Ambient temperature range	Temperature range at storage	Maximum temperature at tc test point	Max.housing temperature in case of fault
OT 100/220-240/2A8 P7	-40...+55 °C	-40...+85 °C	90 °C	120 °C
OT 150/220-240/4A2 P7	-40...+55 °C	-40...+85 °C	90 °C	120 °C
OT 200/220-240/5A6 P7	-40...+55 °C	-40...+85 °C	90 °C	120 °C

### Lifespan

Product description	ECG lifetime
OT 100/220-240/2A8 P7	50000 h <sup>1)</sup>
OT 150/220-240/4A2 P7	50000 h <sup>1)</sup>
OT 200/220-240/5A6 P7	50000 h <sup>1)</sup>

<sup>1)</sup> At maximum  $T_c = 80^\circ\text{C}$  / 10% failure rate

### Capabilities

Product description	Dimmable	Suitable for fixtures with prot. class	Intended for no-load operation	Control interface
OT 100/220-240/2A8 P7	No	I	No	0-10V
OT 150/220-240/4A2 P7	No	I	No	0-10V
OT 200/220-240/5A6 P7	No	I	No	0-10V

## Product family datasheet

Product description	Number of channels
OT 100/220-240/2A8 P7	1
OT 150/220-240/4A2 P7	1
OT 200/220-240/5A6 P7	1

### Certificates & standards

Product description	Type of protection	Standards	Approval marks – approval
OT 100/220-240/2A8 P7	IP67	Acc. to EN 61347-1/Acc. to EN 61347-2-13/Acc. to EN 55015/Acc. to EN 61547/Acc. to EN 61000-3-2/Acc. to EN 61000-3-3/Acc. to EN 62384/Acc. to EN 60598-1 (ED.8)	CE / CCC / RCM / ENEC 25 / IP67 / SELV
OT 150/220-240/4A2 P7	IP67	Acc. to EN 61347-1/Acc. to EN 61347-2-13/Acc. to EN 55015/Acc. to EN 61547/Acc. to EN 61000-3-2/Acc. to EN 61000-3-3/Acc. to EN 62384/Acc. to EN 60598-1 (ED.8)	CE / CCC / RCM / ENEC 25 / IP67 / SELV
OT 200/220-240/5A6 P7	IP67	Acc. to EN 61347-1/Acc. to EN 61347-2-13/Acc. to EN 55015/Acc. to EN 61547/Acc. to EN 61000-3-2/Acc. to EN 61000-3-3/Acc. to EN 62384/Acc. to EN 60598-1 (ED.8)	CE / CCC / RCM / ENEC 25 / IP67 / SELV

### Logistical data

Product description	Commodity code
OT 100/220-240/2A8 P7	850440839000
OT 150/220-240/4A2 P7	850440839000
OT 200/220-240/5A6 P7	850440839000

### Environmental information Information according Art. 33 of EU Regulation (EC) 1907/2006 (REACH)

Product description	Date of Declaration	Primary Article Identifier	Candidate List Substance 1
OT 100/220-240/2A8 P7	09-06-2023	4062172087155	Lead
OT 150/220-240/4A2 P7	09-06-2023	4062172087193	Lead
OT 200/220-240/5A6 P7	02-06-2023	4062172087216	Lead

## Product family datasheet

Product description	CAS No. of substance 1	Safe Use Instruction	Declaration No. in SCIP database
OT 100/220-240/2A8 P7	7439-92-1	The identification of the Candidate List substance is sufficient to allow safe use of the article.	cbad567f-dc48-4862-9907-1e7cc2bff236
OT 150/220-240/4A2 P7	7439-92-1	The identification of the Candidate List substance is sufficient to allow safe use of the article.	052df244-b982-485e-ac56-532e620701e3
OT 200/220-240/5A6 P7	7439-92-1	The identification of the Candidate List substance is sufficient to allow safe use of the article.	1c270ef4-7548-4b9a-aacc-61fe993568f4

### Application advice

For more detailed application information and graphics please see product datasheet.

### Sales and Technical Support

Sales and Technical Support [www.osram.com](http://www.osram.com)

### Ecodesign regulation information:

Intended for use with LED modules.

The forward voltage of the LED light source shall be within the defined operating window of the control gear in all operating conditions including dimming if applicable.

Separate control gear and light sources must be disposed of at certified disposal companies in accordance with Directive 2012/19/EU (WEEE) in the EU and with Waste Electrical and Electronic Equipment (WEEE) Regulations 2013 in the UK. For this purpose, collection points for recycling centres and take-back systems (CRSO) are available from retailers or private disposal companies, which accept separate control gear and light sources free of charge. In this way, raw materials are conserved and materials are recycled.

### Logistical Data

Product code	Product description	Packaging unit (Pieces/Unit)	Dimensions (length x width x height)	Volume	Gross weight
4062172087155	OT 100/220-240/2A8 P7	Shipping carton box 15	399 mm x 239 mm x 183 mm	17.45 dm <sup>3</sup>	8981.00 g
4062172087193	OT 150/220-240/4A2 P7	Shipping carton box 15	399 mm x 264 mm x 183 mm	19.28 dm <sup>3</sup>	11438.00 g
4062172087216	OT 200/220-240/5A6 P7	Shipping carton box 15	399 mm x 289 mm x 183 mm	21.10 dm <sup>3</sup>	11904.00 g

## Product family datasheet

---

### Logistical Data

The mentioned product code describes the smallest quantity unit which can be ordered. One shipping unit can contain one or more single products. When placing an order, for the quantity please enter single or multiples of a shipping unit.

---

### Disclaimer

Subject to change without notice. Errors and omission excepted. Always make sure to use the most recent release.